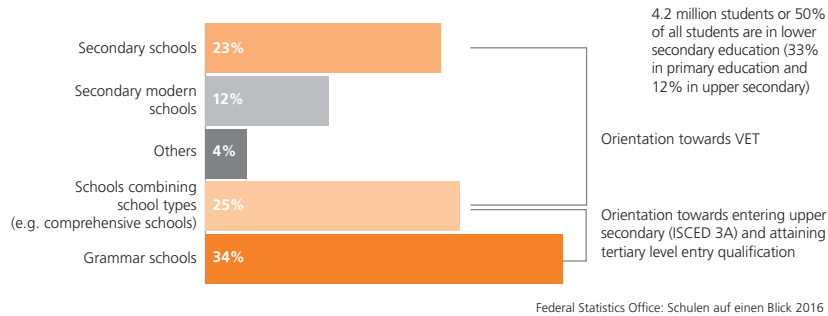


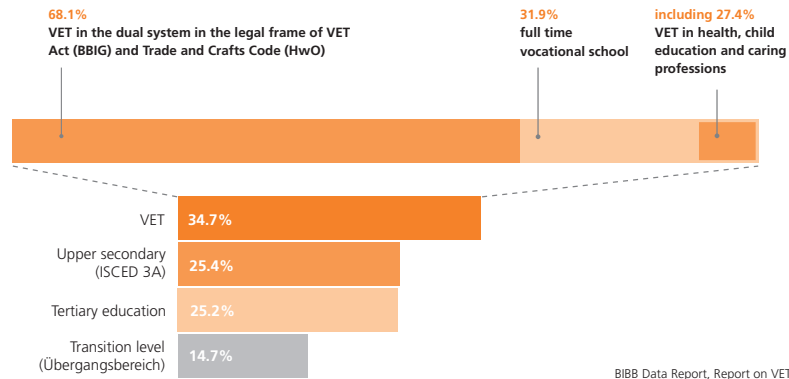
# Data Sheet - Dual VET in Germany

## Paths from Education to Work

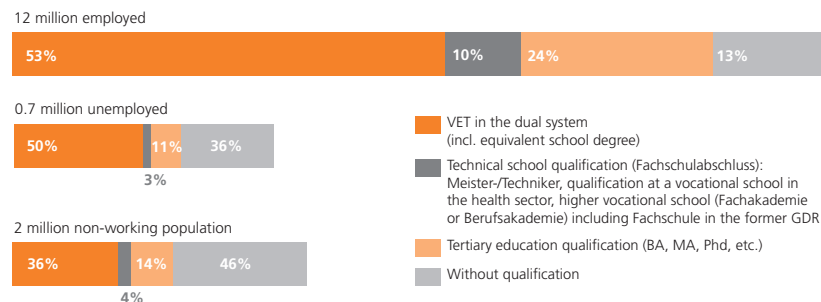
### Secondary school students, 2010/2011, lower secondary education, school types ISCED 2A



### Entrants to education and training 2016, age 15-24



### Total labour force by formal qualification in 2013, age 25-40



## Training market Dual VET: Matching education with the world of work

### Employers

- 20% of companies train
- 68% of trainees will be hired by their training company as employees after training
- Invest approx. 18,000 € per trainee/year
- 62% of which are staff-related costs
- 546,300 traineeships offered in 2016
- 2/3 of gross costs are recovered during training period by productive contribution of trainees
- 7.7 billion € overall net costs for companies 2012/13 (overall gross costs: 25.6 billion €)

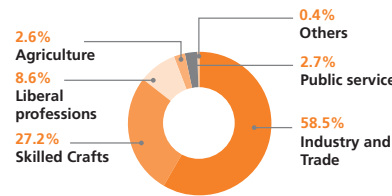
### Government

- 4.75 billion € overall public expenditure for Dual VET
- of which, 2.9 billion € for 1,550 VET schools (school-based part of Dual VET)
- of which, 1.85 billion € for steering, monitoring and support measures
- 95.3% of all VET graduates are employed
- 79.6% of unskilled are employed

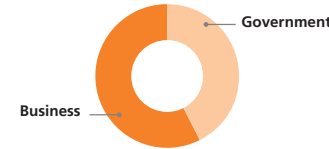
### Trainees 2015

- 1.34 million trainees in 326 occupations
- 19.4 years: average age of trainee
- 52.4% of population enter Dual VET
- 5.4% of all employees are trainees
- 854 € average training allowance/month
- 71.7% of trainees are satisfied with their VET
- 90.0% of age cohort graduate from Dual VET
- 27.7% first-year trainees have a tertiary entrance qualification
- 600,933 trainees seeking traineeships in 2016
- 7.2% youth unemployment rate (2017: 6.4%)

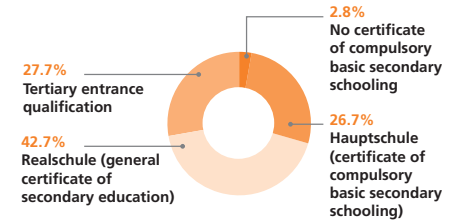
### 520,332 new training contracts 2016 in the following sectors



### Shared financing of Dual VET



### General education qualification of trainees starting Dual VET



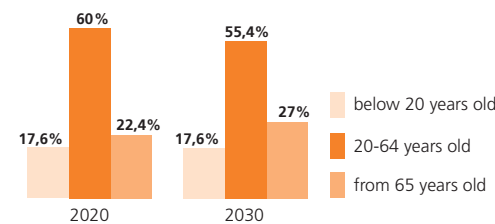
BIBB Data Report, Report on VET 2017, www.bibb.de, 2015

## Challenges for Dual VET

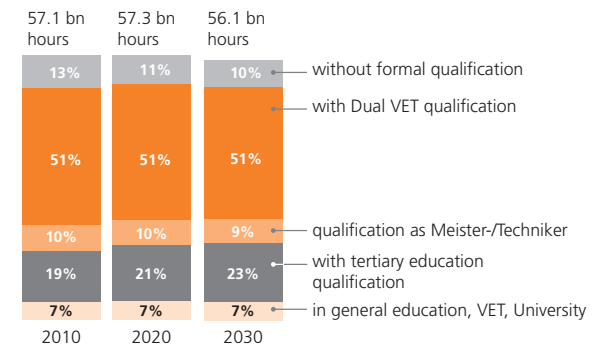
- 1.3 Mio. Trainees 2015/2016 (entry into labor market after 2-3.5 years) Rate: decreasing
- 2.7 Mio. University education 2014/2015 (entry into labour market after 3.5-6 years) Rate: increasing
- 6.3% NEETs (18-24 year olds not in education, employment or training)
- 43,500 vacant traineeships in 2016 (8%)
- 142,275 training contracts terminated prematurely
- 80,600 applicants without traineeship 2016 (13.4%)
- 26% first-year trainees without German citizenship
- 61.9% male trainees
- 38.1% female trainees
- Total labour force population shrinking

➔ Risk of lacking skilled workers at the intermediate qualification level in the future

### Demographic Change



### Required work volume by qualification level in the future



Federal Statistics Office 2016, Bev. Deutschlands bis 2060; BIBB Report 23/14, BIBB Data Report Report on VET 2017