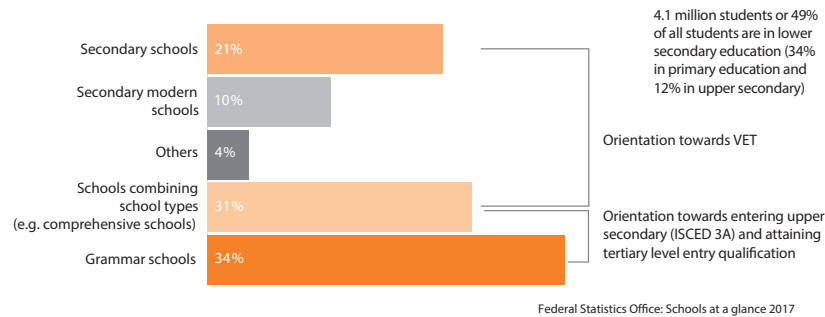
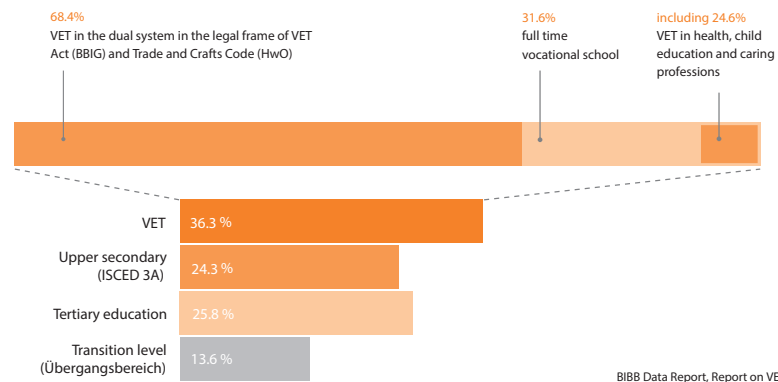


Paths from Education to Work

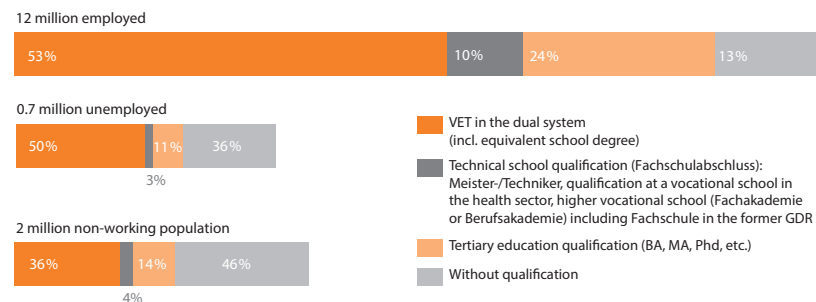
Secondary school students, 2016/2017,
lower secondary education, school types ISCED 2A



Entrants to education and training 2018
(all age groups)



Total labour force by formal qualification in 2013,
age 25-40



Training market Dual VET: Matching education with the world of work

Employers

- 19.8% of companies train
- 74% of trainees will be hired by their training company as employees after training (2017)
- Invest approx. 18,000 € per trainee/year
- 62% of which are staff-related costs
- 589,100 traineeships offered in 2018
- 2/3 of gross costs are recovered during training period by productive contribution of trainees
- **7.7 billion €** overall net costs for companies 2012/13 (overall gross costs: 25.6 billion €)

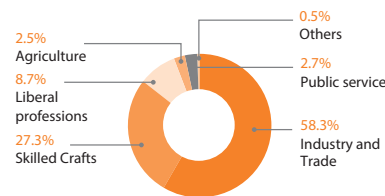
Government

- 6.84 billion € overall public expenditure for Dual VET
- of which, 3.07 billion € for 1,550 VET schools (school-based part of Dual VET)
- of which, 2.39 billion € for steering, monitoring and support measures
- 96.4% of all VET graduates are employed
- 82.1% of unskilled are employed

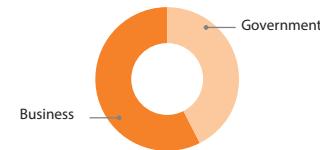
Trainees

- 1.32 million trainees in 325 occupations
- 19.9 years: average age of trainee
- 52.9% of population enter Dual VET
- 4.9% of all employees are trainees
- 908 € average training allowance/month
- 70.2% of trainees are satisfied with their VET
- 92.8% of age cohort graduate from Dual VET
- 29.2% first-year trainees have a tertiary entrance qualification
- 610,000 trainees seeking traineeships in 2018
- 4.7% youth unemployment rate (2017: 7.2%)

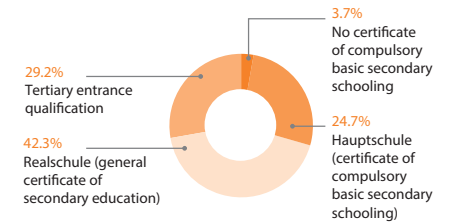
531,414 new training contracts 2018
in the following sectors



Shared financing of
Dual VET



General education qualification of
trainees starting Dual VET



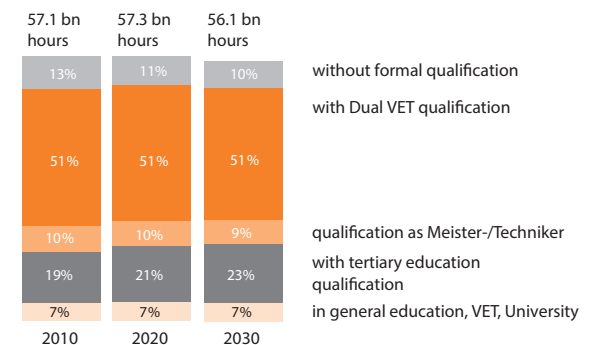
BIBB Data Report, Report on VET 2019, www.bibb.de, 2015

Challenges for Dual VET

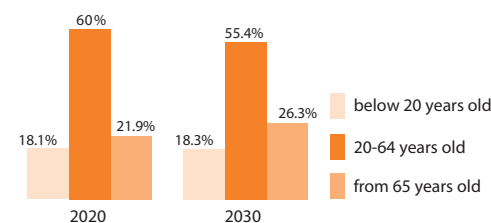
- 1.32 Mio. Trainees 2017/2018 (entry into labor market after 2-3.5 years) Rate: decreasing
- 2.8 Mio. University education 2018/2019 (entry into labour market after 3.5-6 years) Rate: increasing
- 6.3% NEETs (18-24 year olds not in education, employment or training)
- 57,700 vacant traineeships in 2018 (10%)
- 146,000 training contracts terminated prematurely
- 78,600 applicants without traineeship 2018 (12.9%)
- 62.3% male trainees
- 37.7% female trainees
- Total labour force population shrinking

➔ Risk of lacking skilled workers at the intermediate qualification level in the future

Required work volume by qualification level in the future



Demographic Change



Federal Statistics Office 2016, population of Germany until 2060; BIBB Report 23/14, BIBB Data Report Report on VET 2019